

CBS Food Equipment

841 Yosemite Way, Milpitas CA 95036

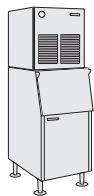
Telephone (408) 946-2820 - Fax (408) 946-3247

FLAKER DIMENSIONS

W x D x H

F-100IM_H

22 x 27^{3/8} x 25^{15/16}




B-300



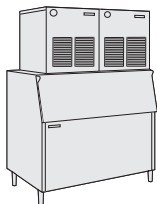
B-500



B-700



B-800



B-900

Also available on Large Bins:

B-1150SS
B-1300SS
B-1500SS
B-1650SS



F-100IMAH

Air-Cooled


Shown on an optional
B-700

F-100IMWH

Water-Cooled

F-100IMRH

Remote Air-Cooled

- Up to 970 lbs. of ice production per 24 hours
- Durable stainless steel exterior
- CleanCycle I2® Design 
- 15 minute flush cycle every 12 hours
- Removes sediment
- Cleaner ice
- Longer life and easy maintenance
- R-404A Refrigerant



ISO 9001-15014:2001

Warranty

Valid in United States, Canada, Puerto Rico, & U.S. Territories. Contact factory for warranty in other countries.

Three Year - Parts & Labor on entire machine. (Serial numbers VxxxxxJ and after.)

Five Year - Parts on Compressor, air-cooled condenser coil.

CBS Food Equipment

841 Yosemite Way, Milpitas CA 95036
 Telephone (408) 946-2820 - Fax (408) 946-3247

AIR-COOLED

Water Temp ° F.	50°	70°	90°
Air Temp ° F.	70°	930	890
Air Temp ° F.	80°	855	820
Air Temp ° F.	90°	755	740

WATER-COOLED

Water Temp ° F.	50°	70°	90°
Air Temp ° F.	70°	890	840
Air Temp ° F.	80°	820	805
Air Temp ° F.	90°	770	755

REMOTE AIR-COOLED

Water Temp ° F.	50°	70°	90°
Air Temp ° F.	70°	930	865
Air Temp ° F.	80°	835	805
Air Temp ° F.	90°	750	745

UTILITY CONSUMPTION

Model Number	Approximate Electrical		KWH per 100 LBS.		Condenser Water Gal. per 100 lbs.	
	90/70	70/50	90/70	70/50	90/70	70/50
F-1001MAH	1755	1530	5.7	3.8	N/A	N/A
F-1001MWH	1248	1245	4.1	3.1	63	34
F-1001MRH	1520	1570	4.9	4.1	N/A	N/A

SPECIFICATIONS

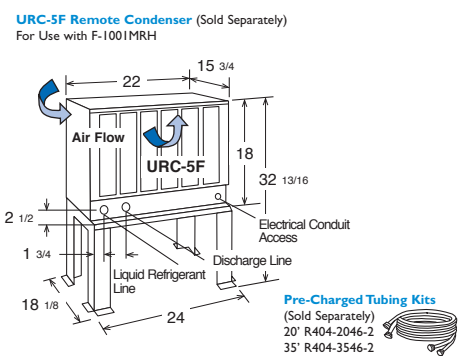
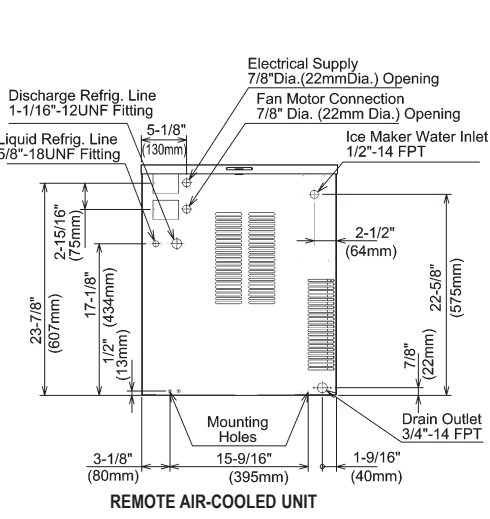
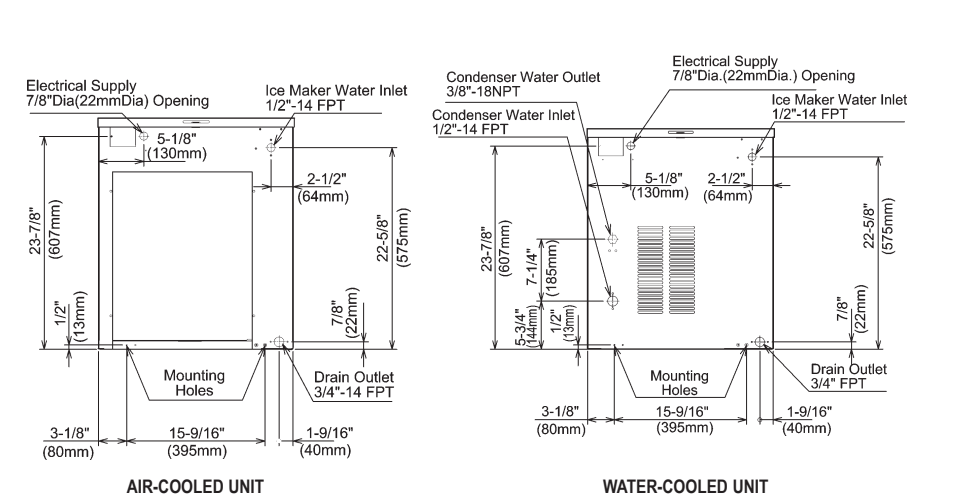
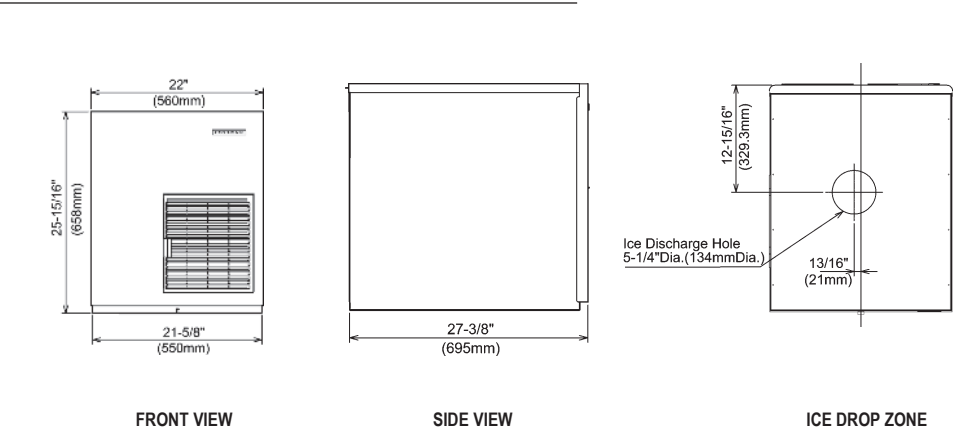
Model Number	Condenser	Amperage	Min. Circuit Ampacity	Shipping Weight
F-1001MAH	Air-Cooled	8.1	15	205 lbs.
F-1001MWH	Water-Cooled	7.2	15	210 lbs.
F-1001MRH	Remote Air-Cooled	10.2	15	210 lbs.

STORAGE BINS

Model Number	Application Capacity	ARI-Rated Capacity
B-300	300 lbs.	260 lbs.
B-500	500 lbs.	360 lbs.
B-700	700 lbs.	550 lbs.
B-800	800 lbs.	600 lbs.
B-900	900 lbs.	660 lbs.
B-1150	1150 lbs.	N/A
B-1300	1275 lbs.	N/A
B-1500	1490 lbs.	N/A
B-1650	1605 lbs.	N/A

ELECTRICAL & PLUMBING/F-1001M_H

- 208-230V/60/1 (3 wire with dedicated neutral for 115V)
- 3/8" OD copper or equivalent independent potable water supply
- 3/4" FPT independent drain connection



OPERATING LIMITS

- Ambient Temp Range: 45 - 100°F
- Water Temp Range: 45 - 90°F
- Water Pressure: 10 - 113psig
- Voltage Range: 187 - 253V

SERVICE

- Panels easily removed and all components accessible for service.
- Removable/cleanable air filter. (Air-Cooled model only)